

Puzzle

design by Barber & Osgerby

colours

sizes

technical features

packing

MU
TIN
A

Sizes & Colors

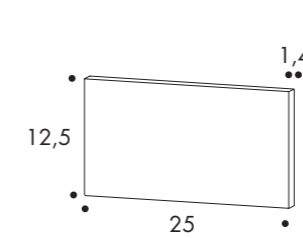
design	Barber & Osgerby	2016
production	industrial	
material	gres porcellanato smaltato glazed porcelain stoneware	
thickness	14 mm	
*	misure nominali/nominal sizes	
size	* 25·25 cm / 10"·10"	

Modello depositato n° 003065440 – data di deposito: 12/04/2016
Registered design n° 003065440 – date of registration: 12/04/2016




25·25 cm / 10"·10"

battiscopa/skirt



sezione
section



12,5·25 cm / 5"·10"

The Collection

Puzzle é un'originale composizione di geometrie e colori che rende i pattern protagonisti. Qualunque sia la disposizione, il disegno che ne deriva risulta sempre interessante e unico, dando vita a infinite combinazioni ogni volta nuove. È realizzata in 25.25 cm, un unico formato ormai inusuale nel mondo della ceramica, con uno spessore importante, 14 mm, per dare maggior valore al manufatto. Le otto famiglie cromatiche di Puzzle sono composte da:

6 PATTERN GRAFICI

composti da 3 colori

3 FONDI A TINTA UNITA

in 3 colori diversi

2 PATTERN EDGE

speculari composti da 2 colori

Puzzle is an original composition of colour and geometry in which patterns are at the forefront. No matter how you arrange Puzzle, the resulting design will always be interesting and unique, creating infinite combinations that are new every time. The tiles measure 25.25 cm, a single format that is now somewhat unusual in the ceramics world, and are quite thick at 14 mm to give greater value to the piece. There are eight colour families, each one composed of:

A SET OF 6 GRAPHIC PATTERNS


in 3 colours

3 PLAIN TILES

in 3 different colours

A SET OF 2 SYMMETRICAL EDGE PATTERNS

in 2 colours



SET OF PATTERN

6 pattern grafici
6 graphic patterns


FONDI/PLAIN TILES

3 fondi tinta unita
in 3 differenti colori
3 plain tiles
in 3 different colours

EDGE


2 patterns
Edge speculari
2 symmetrical
Edge patterns

Puzzle Colour Families



POWDER

POWDER



MINERAL

EDGE MINERAL

CLAY

EDGE STEEL



FAROE

STONE



GOTLAND

STEEL



POWDER

STEEL



STONE

EDGE STONE

SLATE

EDGE SLATE





ALAND

ASH

SKYE

COAL

Puzzle Colour Families



ANGLESEY



POWDER





SMOKE



COAL



EDGE SMOKE



CRETA



POWDER




BRICK



COAL



EDGE COAL




MILOS



POWDER





CERULEAN



COAL



EDGE CERULEAN




MURANO



POWDER



OLIVE



FRAGOLA



EDGE OLIVE

Technical Features

UNI EN14411:2012 App. GL. (Bla Group)

NORMA STANDARD	CARATTERISTICHE FEATURES	VALORE PRESCRITTO VALUE REQUIRED	PUZZLE
ISO 10545/3	assorbimento d'acqua/ water absorption	< 0,5%	0,06%
ASTM C373		< 0,5%	0,06%
EN 101	durezza superficiale (scala mohs) surface hardness (scala mohs)	≥ 5	5
ISO 10545/9	resistenza agli sbalzi termici resistance to thermal shock	nessuna alterazione visibile no visible alteration	resiste resistant
ISO 10545/12	resistenza al gelo frost resistance	nessuna alterazione visibile no visible alteration	resiste resistant
ASTM C1026		unaffected	unaffected
ISO 10545/13	resistenza agli attacchi chimici resistance to chemical attacks	nessuna alterazione visibile no visible alteration	resiste resistant
ASTM C650			unaffected
ISO 10545/4	sfuerzo di rottura (N) breaking strength (N)	Sp ≥ 7,5 min 1300	resiste resistant
	classificazione carico di rottura breaking strenght classification		U4 (carichi pesanti) U4 (heavy weights)
DIN 51130-04		valori medi 6÷10° R9 10÷19° R10 19÷27° R11 27÷35° R12 > 35° R13	R10
DCOF		> 0,42	0,68
LEED CERTIFICATION 4.1			20% recycled material

Packing

FORMATO SIZE	PZ-MQ PCS-SQM	PZ-SCAT. PCS-BOX	MQ-SCAT. SQM-BOX	SCAT.-PAL. BOX-PAL.	KG-SCAT. KG-BOX	KG-PAL. KG-PAL.	MQ-PAL. SQMS-PAL.
25-25 cm	16	12	0,75	60	23,50	1410	45,00
set of 6 patterns 25-25 cm	16	12	0,75	60	23,50	1410	45,00
edge 25-25 cm	16	12	0,75	60	23,50	1410	45,00
battiscopa 12,5-25 cm	-	10	2,5 ml	-	9,80	-	-

Edward Barber & Jay Osgerby



Barber e Osgerby inaugurano il loro studio londinese nel 1996, dopo essersi laureati al Royal College of Art di Londra. Il loro approccio multidisciplinare sfida i confini del design industriale, dell'architettura e dell'arte. I loro lavori includono collezioni per Knoll, Vitra, B & B Italia, Cappellini, Venini e Flos, limited edition e commissioni pubbliche come la London 2012 Olympic Torch e la moneta da 2 sterline disegnata per la Royal Mint. La prima monografia estensiva loro dedicata, pubblicata da Rizzoli New York, è del 2011. Entrambi sono Royal Designers for Industry (RDI) e Honorary Doctors of Art. Il loro lavoro è nelle collezioni permanenti di musei in tutto il mondo, come il V&A e il Design Museum di Londra, il Metropolitan Museum of Art di New York o l'Art Institute di Chicago.

Barber and Osgerby opened their London studio in 1996, having graduated from the Royal College of Art in London. Their multidisciplinary approach pushed the boundaries of industrial design, architecture and art. Their work includes collections for Knoll, Vitra, B & B Italia, Cappellini, Venini and Flos, limited edition pieces and commissions such as the London 2012 Olympic Torch and the £2 coin designed for the Royal Mint. The first extensive monograph on the pair was published by Rizzoli New York in 2011. They are both Royal Designers for Industry (RDI) and Honorary Doctors of Art. Their work is included in the permanent collections of museums around the world, such as the V&A and Design Museum in London, the Metropolitan Museum of Art in New York and Chicago's Art Institute.

mutina.it

Follow us on

