

**Art. R063B+M063A**

**Miscelatore doccia incasso**

- maniglia
- ingressi da 1/2"
- sistema fonoassorbente

**Parte esterna**

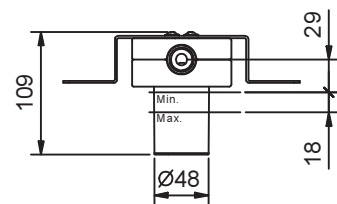
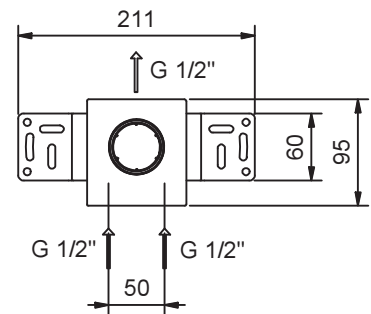
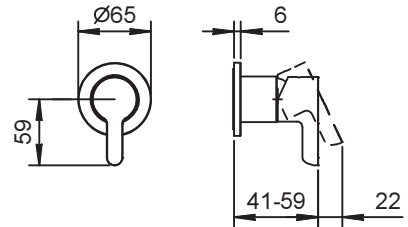
**Finiture:**

- |                          |                              |             |
|--------------------------|------------------------------|-------------|
| <input type="checkbox"/> | <b>Cromo</b>                 | 53 02 R063B |
| <input type="checkbox"/> | <b>Nickel PVD</b>            | 53 95 R063B |
| <input type="checkbox"/> | <b>Matt Gun Metal PVD</b>    | 53 P5 R063B |
| <input type="checkbox"/> | <b>Matt British Gold PVD</b> | 53 P6 R063B |
| <input type="checkbox"/> | <b>Brushed Copper PVD</b>    | 53 P7 R063B |

**Parte da incasso**

**Finiture:**

- |                          |             |
|--------------------------|-------------|
| <input type="checkbox"/> | 44 00 M063A |
|--------------------------|-------------|



**Progetto:**

**Stanza:**

**Data:**

**Commento:**

**Certificazioni:**

